

Personality Profile

Report for: Suzanne Clifford

Created by Jim Brackin
Jim Brackin Coaching
Tel: 07939 938757

This report summarises Suzanne Clifford's dominant personality traits and preferred thinking styles. No one trait or style is more important than another, but an understanding of what's important to Suzanne will provide an insight how they are most likely to respond, react or behave in a given set of circumstances. In that instance it may be that some attributes are more useful or appropriate than others. People react to situations differently based on their personality and thinking styles. The purpose of this psychometric profile to help you understand, interpret and apply meaning to those differences.

This section of the report uses the language, terms and definitions common amongst traditional word based psychometric profiling instruments. Typically a traditional psychometric profile would score the test results against each of four basic personality traits. This gives an insight into the distinctions in which Suzanne would have a preference or bias.

Words that describe Suzanne

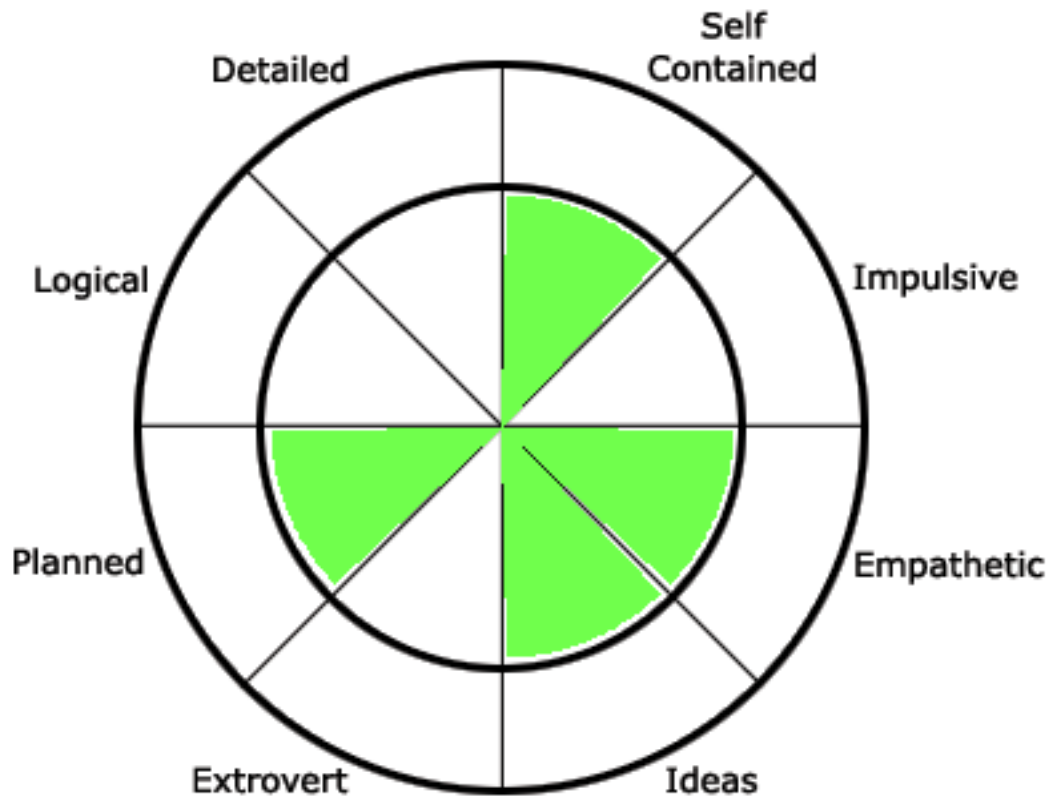
Thoughtful, reserved, independent, territorial, diplomatic, imaginative, ingenious, conceptual, reflective, philosophical, engaging, sympathetic, kind hearted, personal, compassionate, gentle, careful, punctual, organised, definite, orderly, decisive.

General Characteristics

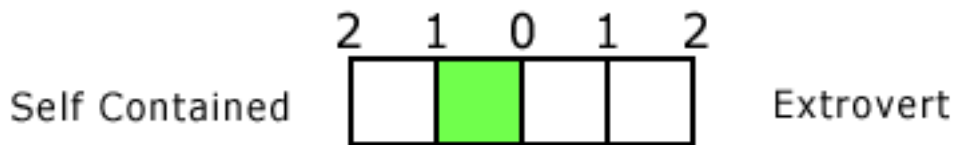
Suzanne has a preference for being more introvert than extrovert.
Is someone who tends to rely on intuition in preference to facts.
Reacts to situations emotionally rather than logically.
Tends to make more planned decisions than impulsive decisions.

The personality preference chart on page two shows areas filled with colour. They provide a graphic representation of the description above and indicate traits where Suzanne's are most likely to have a preference or bias. The larger the area filled the more likely it is that Suzanne has a preference for that trait over the trait directly opposite.

Personality Spread



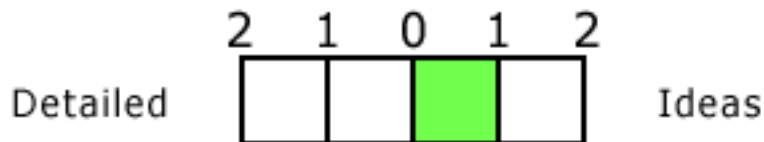
This pie chart is divided to show the eight most common personality traits. The four dominant traits for those selected are plotted in different colours. A profile that is contained within the inner circle suggests a mild preference for that particular trait. Whereas a profile that reaches the outer circle suggests a stronger preference.



The bar charts focus on two specific personality traits and plots the preferences of those selected. A score of zero to one indicates a mild preference. A score of one to two suggests a stronger preference.

Suzanne is diplomatic.

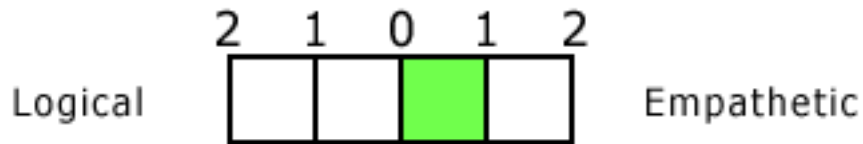
Being mildly introvert she has an internal frame of reference. Whilst she'll prefer to make decisions that are based on personal experience or knowledge Suzanne is thoughtful and may be influenced by the views of their peer group, social pressures or the personal experience of others.



The bar charts focus on two specific personality traits and plots the preferences of those selected. A score of zero to one indicates a mild preference. A score of one to two suggests a stronger preference.

Suzanne is curious.

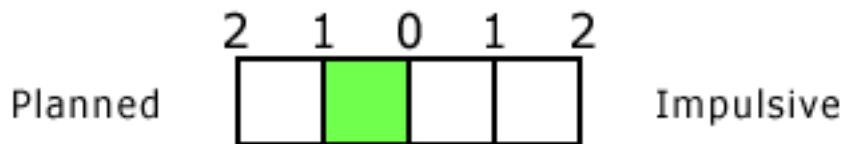
she has a mild preference for abstract ideas over detail. Whilst Suzanne might prefer dealing with ideas or abstract concepts she will also be happy dealing with practical aspects or applications. Its likely she will thrive in a relaxed and open environment and engage with a coaching style that is directed rather than overly structured.



The bar charts focus on two specific personality traits and plots the preferences of those selected. A score of zero to one indicates a mild preference. A score of one to two suggests a stronger preference.

Suzanne is sensitive.

As someone with a mild feeler preference she will solve problems by taking into account the feelings of others and then use a matter of fact thoughtful approach. Friendship and honesty are important in Suzannes relationships with others. For her things should feel right and make sense.



The bar charts focus on two specific personality traits and plots the preferences of those selected. A score of zero to one indicates a mild preference. A score of one to two suggests a stronger preference.

Suzanne is reliable.

Being mildly planned Suzanne prefers to be consistent and reliable rather than spontaneous and flexible. she will not be a great fan of unexpected or sudden surprises liking instead to be able to see whats ahead. Expect a preference for sequence and planning, with just the occasional impulsive thought or decision.

Suzanne likes consistency.

You'll find that Suzanne is comfortable when things stay the same. Like 57.8% of the population, she will want consistency in her life. Suzanne will enjoy regular patterns, be comfortable with familiar tasks and have a strong preference for stability. Should too much change occur, it would make her very uncomfortable and would compel her to seek a more stable environment.

Further information

If you have found this report useful, you may wish to consider requesting a more detailed reports from Jim Brackin Coaching.

The content and construction of this Classic Personality Profile, all graphic images, questions, sequences and software used in the creation of this Profile are the copyright of Coaching-Success.org and may not be used without permission. This Classic Personality Profile is reproduced under license by Jim Brackin Coaching.